






FEBRUARY

Suggested Display Date	Price Point	Game #	Game Name	Top Prize	# Of Tickets	Book Value	Book Cost	UPC	
2/1/2019	\$2	1404	Ace in the Hole	\$10,000	100	\$200	\$188.50	8 33069 01404 2	
2/1/2019	\$3	1467	Happy Happy Cashword	\$10,000	75	\$225	\$212.06	8 33069 01467 7	
2/1/2019	\$5	1500	Wild Cherries	\$20,000	75	\$375	\$353.44	8 33069 01500 1	
2/1/2019	\$5	1495	High Roller	\$20,000	75	\$375	\$353.44	8 33069 01495 0	
2/1/2019	\$5	1496	Money	\$25,000	75	\$375	\$353.44	8 33069 01496 7	
2/1/2019	\$10	1501	\$10,000 Spectacular	\$10,000	35	\$350	\$329.88	8 33069 01501 8	

MARCH

Suggested Display Date	Price Point	Game #	Game Name	Top Prize	# Of Tickets	Book Value	Book Cost	UPC	
3/1/2019	\$1	1506	Lucky Symbols	\$500	150	\$150	\$141.38	8 33069 01506 3	
3/1/2019	\$2	1465	Triple 333s	\$3,333	100	\$200	\$188.50	8 33069 01465 3	
3/1/2019	\$5	1504	Great 8's	\$8,888	75	\$375	\$353.44	8 33069 01504 9	
3/1/2019	\$5	1499	Silver and Gold	\$25,000	75	\$375	\$353.44	8 33069 01499 8	
3/1/2019	\$10	1481	Tiger's Share	\$50,000	35	\$350	\$329.88	8 33069 01481 3	
3/1/2019	\$25	1497	\$25 Grand	\$25,000	25	\$625	\$589.06	8 33069 01497 4	